



TUNGSTEN SMART-HEAT™ ELECTRIC

Our Tungsten Smart-Heat™ Electric series offers high performance radiant heating to outdoor and semi-enclosed spaces alike, with an industrial design style. It also boasts a high-temperature coating to suit all environments. With a stainless-steel construction, its durable element will emit a soft red glow to create a warm ambience in your space.



3700W & 5550W
BLACK



3700W & 5550W
WHITE

SPECIFICATIONS

Reference the specification guide below to help you select the correct solution for your needs.

MODEL NUMBER	2000 SERIES	3000 SERIES	4000 SERIES	6000 SERIES
PRODUCT CODE	BH0420022-1 BH0420026-1	BH0420023-1 BH0420027-1	BH0420024-1 BH0420028-1	BH0420025-1 BH0420029-1
FUEL TYPE	ELECTRIC	ELECTRIC	ELECTRIC	ELECTRIC
COLOUR	BLACK WHITE	BLACK WHITE	BLACK WHITE	BLACK WHITE
HEAT AREA	6M ²	9M ²	11M ²	13M ²
RATED CURRENT **	220 - 240V/8.3A	220 - 240V/12.5A	220 - 240V/16.6A	220 - 240V/25A
MINIMUM FLOOR CLEARANCE	WALL 1800MM CEILING 2400MM		WALL 1800MM CEILING 2400MM	

MOUNTING OPTIONS

CEILING MOUNT	✓	✓	✓	✓
CEILING RECESS KIT PRODUCT CODES	BH8180010	BH8180011	BH8180010	BH8180011
WALL MOUNT	✓	✓	✓	✓
RECESSED FLUSH MOUNT	✓	✓	✓	✓
CEILING POLE MOUNT	✓	✓	✓	✓
TUBE SUSPENSION KIT PRODUCT CODE		BH8180012		
FREESTANDING	-	-	-	-

CONTROL OPTIONS

ON OFF	✓	✓	✓	✓
ON OFF PRODUCT CODE		BH3130019-1		
DIMMER	✓	✓	✓	✓
DIMMER PRODUCT CODE		BH3130020-1		
MASTER REMOTE *	✓	✓	✓	✓
MASTER REMOTE PRODUCT CODE		BH3130021		

* Control up to six zones of heaters with unlimited heaters per zone from a single remote control. Dimmer controller required. Control operates within 30m of heaters. ** Black models only.

Measurements displayed within this document are minimum requirements for installation. Bromic takes no responsibility for incorrect or non-compliant installations. All measurement in this document are displayed in mm.

DIMENSIONS

With a wide range of sizes available, find the ideal heater to suit your outdoor space.

PROFILE

2000W & 4000W

3000W & 6000W

CEILING RECESS

CEILING RECESS FRAME 2000W & 4000W

CEILING RECESS FRAME 3000W & 6000W

CEILING RECESS

2000W & 4000W

3000W & 6000W

MINIMUM CEILING CAVITY

2000W & 4000W

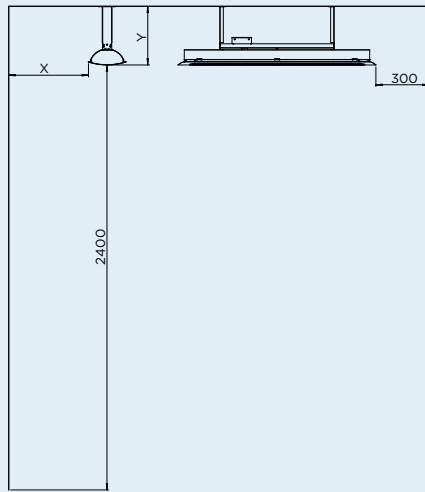
3000W & 6000W

MOUNT OPTIONS

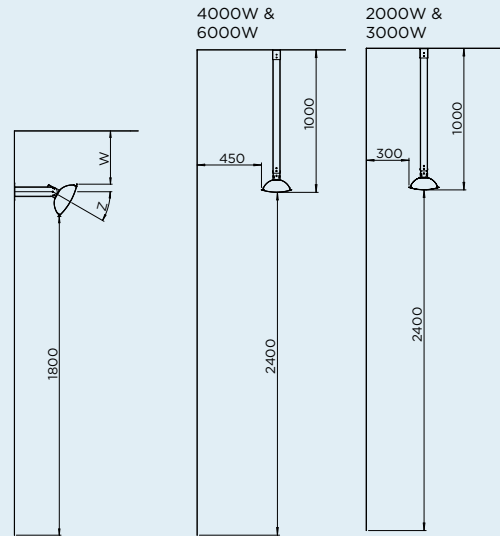
With a wide array of mounting options, Bromic offers solutions to complete any décor and provide functionality for ambiance and comfort.

CEILING & WALL MOUNT

CEILING MOUNT CLEARANCE

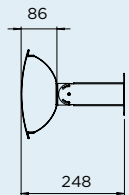


CEILING POLE CLEARANCE

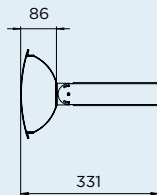


HEATER SIZE	X	Y	W	Z
2000 & 3000 W	300	250	120	45°
4000 & 6000 W	450	330	300	30°

WALL BRACKET



2000W & 3000W

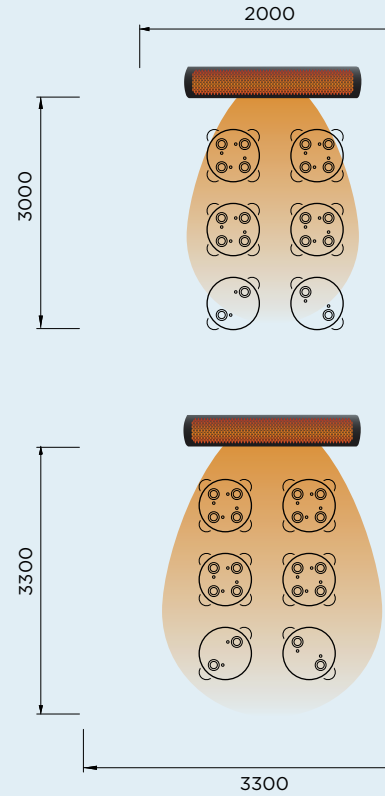


4000W & 6000W

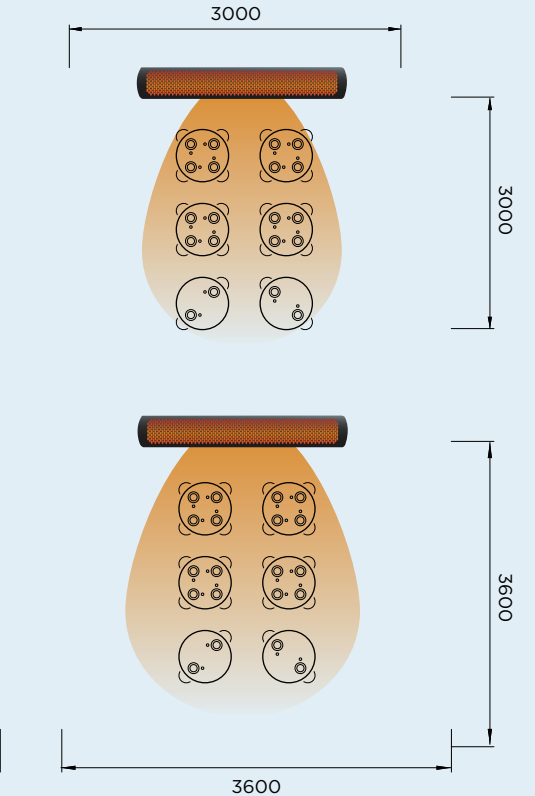
HEATING REACH

Creating ideal comfort levels, Bromic heaters offer a variety of heat distribution to suit your outdoor heating needs.

2000W & 4000W SERIES



3000W & 6000W SERIES



CONTROL OPTIONS



ON | OFF CONTROL



DIMMER CONTROL



MASTER REMOTE



EXTEND YOUR COMFORT OUTDOORS
WITH THE SUPERIOR HEAT AND
AWARD-WINNING DESIGN OF OUR
SMART-HEAT™ OUTDOOR HEATERS.

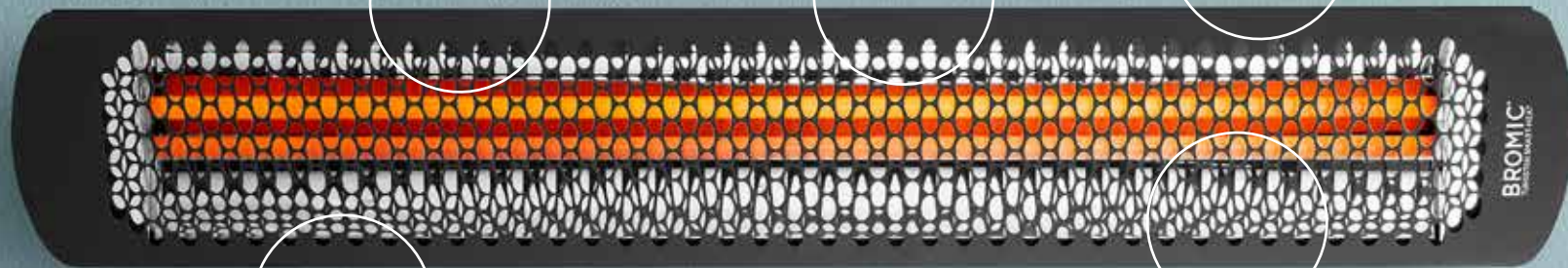
HIGH PERFORMANCE

Matte finish stainless-steel construction

**TOTAL MOUNTING
FLEXIBILITY**

ANGLED BRACKET

Provides precise
directional heat



**PATENTED
PERFORMANCE**

Superior wind resistance

UNIQUE DESIGN
Honeycomb fascia enables
precise heat distribution

BROMIC.COM

ASIA PACIFIC | NORTH AMERICA | EUROPE

Bromic pursues a policy of continuing improvement in design and performance of its products. The right is therefore reserved to vary specifications without notice.